

LEGEND

- PROPERTY LINE
- TEMPORARY CONSTRUCTION FENCE
- TEMPORARY PAVEMENT MARKINGS
- TEMPORARY NO PARKING/SITTING/STANDING FIRE LANE SIGN

NOTES TO CONTRACTOR

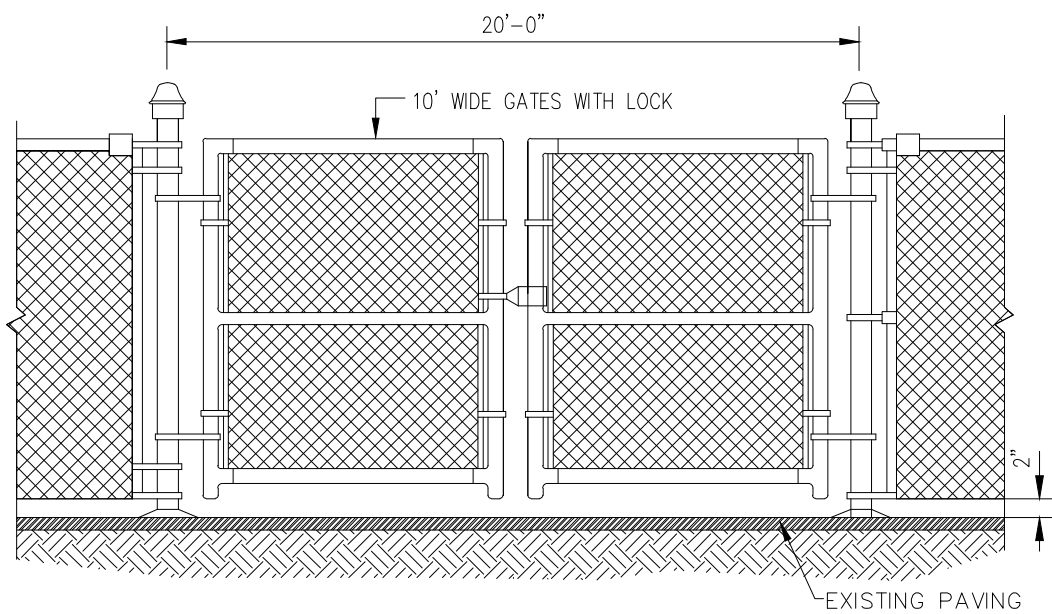
1. REFER TO SWPPP PLAN FOR ALL EROSION CONTROL MEASURES. IT SHALL BE THE CONTRACTOR'S RESPONSIBILITY TO INSTALL THE APPROPRIATE BMP'S PRIOR TO COMMENCING CONSTRUCTION IN ANY PHASE.
2. CONTRACTOR SHALL COORDINATE ALL CONSTRUCTION PHASES WITH KROGER CONSTRUCTION MANAGER.

STAGING AREA NOTES

1. THE STAGING AREA SHALL BE ENCLOSED WITH TEMPORARY FENCE AND ITS LOCATION IS SUBJECT TO THE CONSTRUCTION MANAGER'S APPROVAL. CONSTRUCTION TRAILERS, TEMPORARY PARKING AND ITEMS SUCH AS SOLID WASTE RECEPTACLES, SANITARY FACILITIES, CONCRETE WASTE, FUEL TANKS, CONSTRUCTION MATERIALS/SUPPLIES, AND STOCKPILES SHALL BE PLACE HERE.

PHASING NOTES

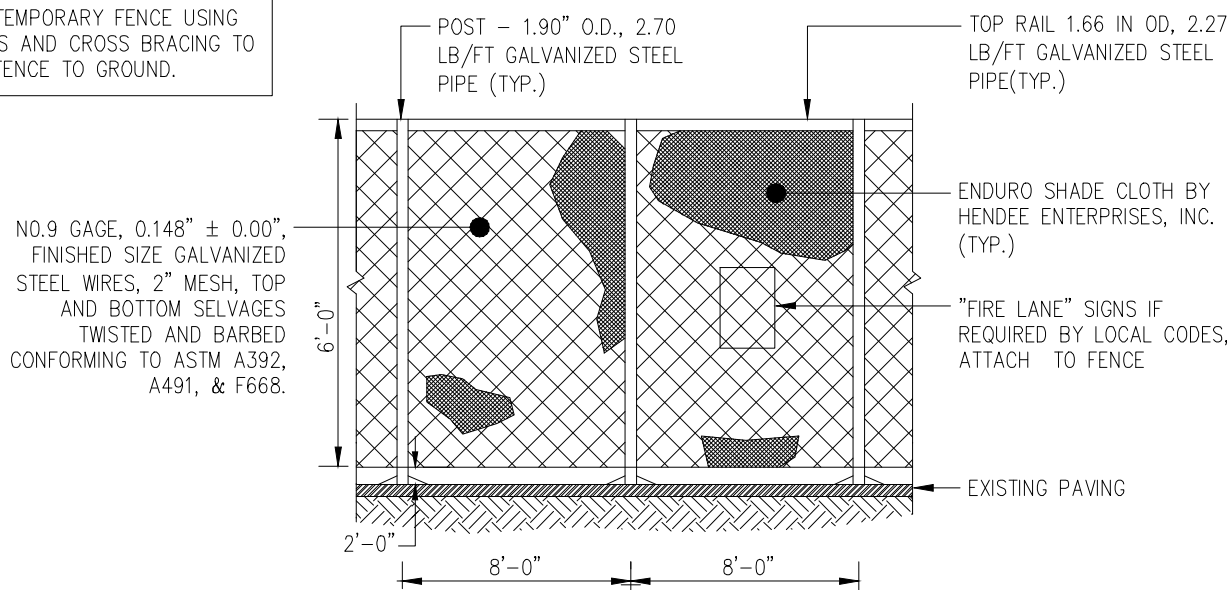
1. SOME EXISTING BUSINESSES ARE TO REMAIN OPERATIONAL THROUGHOUT CONSTRUCTION. CONTRACTOR TO COORDINATE WITH OWNER ON WHICH ONES.
2. CONSTRUCTION PHASES SHALL BE COORDINATED THROUGH THE CONSTRUCTION MANAGER AND STAGE MANAGER.
3. CONTRACTOR SHALL CONDUCT AND STAGE THE SITE WORK CONSTRUCTION IN A WAY TO MAINTAIN CONTINUOUS 2-WAY CUSTOMER ACCESS FOR BUSINESSES WHICH ARE TO REMAIN OPERATIONAL.
4. CONTRACTOR SHALL INSTALL TEMPORARY FENCE TO ENCLOSE CONSTRUCTION AREA AS NECESSARY. TEMPORARY FENCE SHALL NOT OBSTRUCT THE VIEW OR ACCESSIBILITY OF PEDESTRIAN AND VEHICULAR TRAFFIC.
5. CONTRACTOR SHALL SECURE ALL EQUIPMENT AND SUPPLIES WITHIN STAGING AREA AS DIRECTED BY THE CONSTRUCTION MANAGER. APPROPRIATE SIGNAGE SHALL BE DISPLAYED ALONG PERIMETER OF THE STAGING AREA DURING THE CONSTRUCTION.
6. CONSTRUCTION OF PARKING LOT SHALL NOT INTERRUPT THE PARKING LOT LIGHTING SYSTEM FOR OPERATIONAL BUSINESSES. CONTRACTOR SHALL MAINTAIN PARKING LOT LIGHTING FOR OPERATIONAL BUSINESSES AT ALL TIMES.
7. CONTRACTOR TO REMOVE ALL CONSTRUCTION DEBRIS, MUD, ETC, UPON COMPLETION OF FINAL CONSTRUCTION.
8. REMOVE ANY TEMPORARY FENCE AND TEMPORARY SIGNAGE ONCE CONSTRUCTION IS COMPLETE.
9. REMOVE ANY TEMPORARY STRIPING AND PAVEMENT MARKINGS ONCE CONSTRUCTION IS COMPLETE. RESTORE TO ORIGINAL CONFIGURATION OR PROPOSED CONFIGURATION IF IDENTIFIED ON THE SITE LAYOUT PLAN.
10. FIRE ACCESS SHALL BE MAINTAINED AROUND THE BUILDING AT ALL TIMES. FIRE ACCESS CAN BE COMPACTED GRAVEL AND ANY TEMPORARY FENCES SHALL BE GATED AND UNLOCKED FOR EASY EMERGENCY ACCESS.



FENCE GATE DETAIL

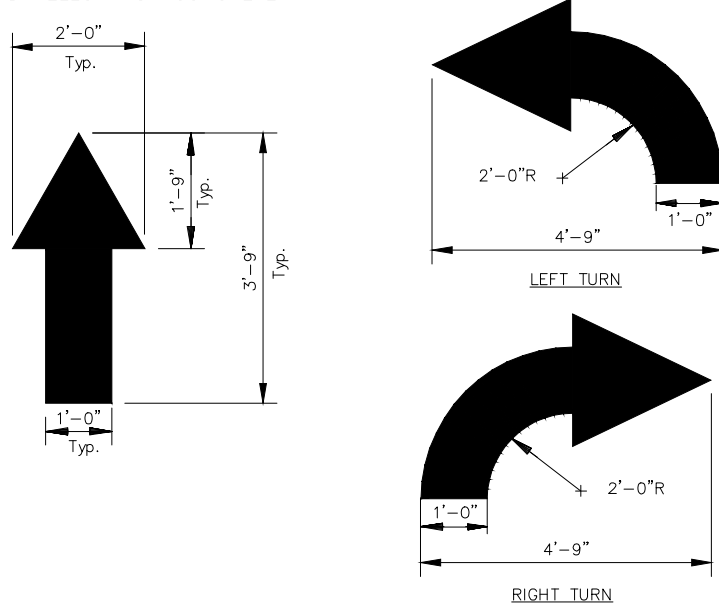
NOTE:
DO NOT PENETRATE PAVEMENT.
ALTERNATIVE METHOD OF PLACING
TEMPORARY FENCE ON PAVEMENT.

INSTALL TEMPORARY FENCE USING
SANDBAGS AND CROSS BRACING TO
SECURE FENCE TO GROUND.

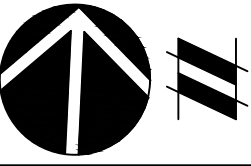
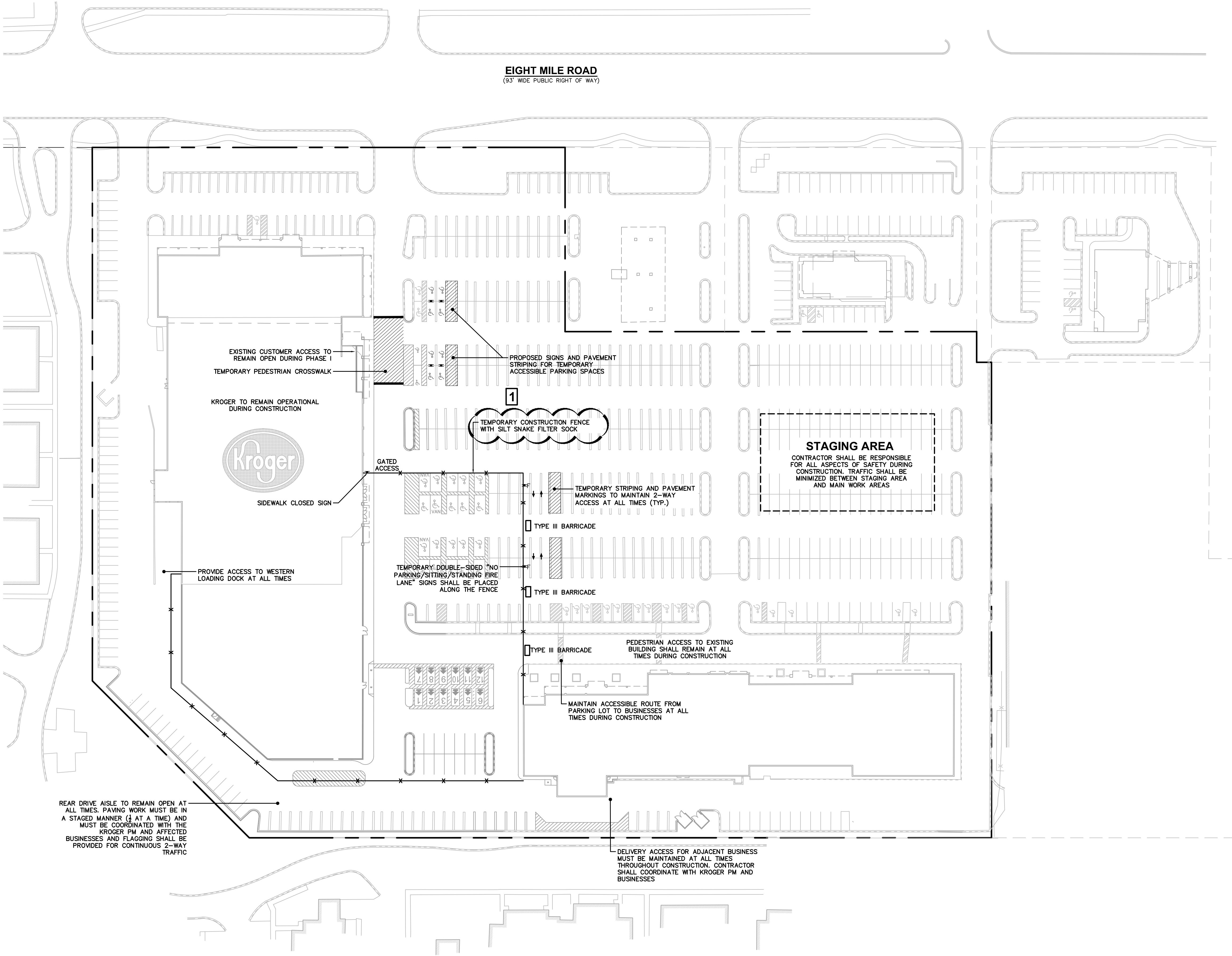


TEMPORARY CONSTRUCTION FENCE DETAIL
NOT TO SCALE

NOTE: ALL TRAFFIC FLOW ARROWS TO BE SOLID REFLECTIVE TRAFFIC PAINT PER
DIMENSIONS ABOVE. SURFACE TYPES: COLORS BASED ON WHITE FOR ASPHALT
AND YELLOW FOR CONCRETE



PAVEMENT MARKING - DIRECTIONAL ARROWS
NOT TO SCALE



Know what's below.

Call before you dig.

THE LOCATIONS OF EXISTING UNDERGROUND UTILITIES ARE SHOWN IN AN APPROXIMATE WAY ONLY AND HAVE NOT BEEN INDEPENDENTLY VERIFIED BY THE OWNER OR ITS REPRESENTATIVE. THE CONTRACTOR SHALL DETERMINE THE EXACT LOCATION OF ALL EXISTING UTILITIES BEFORE COMMENCING WORK, AND AGREES TO BE FULLY RESPONSIBLE FOR ANY AND ALL DAMAGES WHICH MIGHT BE OCCASIONED BY THE CONTRACTOR'S FAILURE TO EXACTLY LOCATE AND PRESERVE ANY AND ALL UNDERGROUND UTILITIES.

NOTICE: CONSTRUCTION SITE SAFETY IS THE SOLE RESPONSIBILITY OF THE CONTRACTOR. NEITHER THE OWNER NOR THE ENGINEER SHALL BE EXPECTED TO ASSUME ANY RESPONSIBILITY FOR THE SAFETY OF THE WORK, OF PERSONS ENGAGED IN THE WORK, OR OF ANY NEARBY STRUCTURES, OR OF ANY OTHER PERSONS.

COPYRIGHT © 2021 ATWELL LLC NO REPRODUCTION SHALL BE MADE WITHOUT THE PRIOR WRITTEN CONSENT OF ATWELL LLC

ATWELL
866.850.4200 www.atwell-group.com
12745 23 MILE ROAD | SUITE 200
SHELBY TOWNSHIP, MI 48315
(366) 786-9600



THE KROGER COMPANY
STORE D-615 EXPANSION
SITE PLANS
PHASE I TEMPORARY TRAFFIC CONTROL PLAN

DATE
JULY 13, 2021
REVISIONS/SUBMITTALS
07-13-2021 SUBMIT TO CITY
10-27-2021 OTB
02-01-2022 REV PER CITY
03-25-2022 REV PER CITY
05-10-2022 BULLETIN 1

0 25 50
SCALE: 1"=50'

DRAWN BY: EM
CHECKED BY: EM
PROJECT MANAGER: MMc
JOB #: 18003949
SHEET NO.

C1.7.1

CAD FILE: \\18003949\DWG\PLAN SETS\CONSTRUCTION PLANS\18003949-17-17-17